



Scantron Transit Inspection™
Train Inspection

Print clearly in
UPPERCASE letters.

A B C 1 2 3

Use blue or black ink pen ONLY

Correct Mark: X

Cab/Car #:

Inspector ID:

Date: - -

Pre/Post Trip: Pre Post

Post Repair? Y N

Signs/Communications	SAFE	Questionable	Defective	NOTES
Radio	<input type="checkbox"/>	<input type="checkbox"/>	<input type="checkbox"/>	
PA	<input type="checkbox"/>	<input type="checkbox"/>	<input type="checkbox"/>	
IC	<input type="checkbox"/>	<input type="checkbox"/>	<input type="checkbox"/>	
Destination Signs	<input type="checkbox"/>	<input type="checkbox"/>	<input type="checkbox"/>	

Safety Equipmet	SAFE	Missing	Broken	NOTES
Escape Latch	<input type="checkbox"/>	<input type="checkbox"/>	<input type="checkbox"/>	
Extinguisher	<input type="checkbox"/>	<input type="checkbox"/>	<input type="checkbox"/>	
Brake Pull	<input type="checkbox"/>	<input type="checkbox"/>	<input type="checkbox"/>	

Doors	SAFE	Questionable	Defective	NOTES
Control	<input type="checkbox"/>	<input type="checkbox"/>	<input type="checkbox"/>	
Indicators	<input type="checkbox"/>	<input type="checkbox"/>	<input type="checkbox"/>	
Operation	<input type="checkbox"/>	<input type="checkbox"/>	<input type="checkbox"/>	
CO/LO/Bypass	<input type="checkbox"/>	<input type="checkbox"/>	<input type="checkbox"/>	

AC/Heat	SAFE	Questionable	Defective	NOTES
AC	<input type="checkbox"/>	<input type="checkbox"/>	<input type="checkbox"/>	
Heat	<input type="checkbox"/>	<input type="checkbox"/>	<input type="checkbox"/>	
Defrost	<input type="checkbox"/>	<input type="checkbox"/>	<input type="checkbox"/>	

Power/Traction	SAFE	Questionable	Defective	NOTES
Power Lost	<input type="checkbox"/>	<input type="checkbox"/>	<input type="checkbox"/>	
Power Reduced	<input type="checkbox"/>	<input type="checkbox"/>	<input type="checkbox"/>	
Alarms	<input type="checkbox"/>	<input type="checkbox"/>	<input type="checkbox"/>	
Faults	<input type="checkbox"/>	<input type="checkbox"/>	<input type="checkbox"/>	

Lights	SAFE	Dim	Burnt Out	NOTES
Headlights	<input type="checkbox"/>	<input type="checkbox"/>	<input type="checkbox"/>	
Markers	<input type="checkbox"/>	<input type="checkbox"/>	<input type="checkbox"/>	
Vestibule	<input type="checkbox"/>	<input type="checkbox"/>	<input type="checkbox"/>	
Gauge/Panel	<input type="checkbox"/>	<input type="checkbox"/>	<input type="checkbox"/>	
Walkway	<input type="checkbox"/>	<input type="checkbox"/>	<input type="checkbox"/>	
Aisle	<input type="checkbox"/>	<input type="checkbox"/>	<input type="checkbox"/>	
Ground	<input type="checkbox"/>	<input type="checkbox"/>	<input type="checkbox"/>	
Ditch	<input type="checkbox"/>	<input type="checkbox"/>	<input type="checkbox"/>	



Seats and Toilets	SAFE	Damaged	Not Working	NOTES
Cab/Loco	<input type="checkbox"/>	<input type="checkbox"/>	<input type="checkbox"/>	
Car/Coach	<input type="checkbox"/>	<input type="checkbox"/>	<input type="checkbox"/>	

Windows	SAFE	Dirty	Broken	NOTES
Windshield	<input type="checkbox"/>	<input type="checkbox"/>	<input type="checkbox"/>	
Side Window	<input type="checkbox"/>	<input type="checkbox"/>	<input type="checkbox"/>	

Suspension	SAFE	Rough	Leans L/R	H/L Cond	Lateral Motion	Other (specify in Notes)
Cab/Loco	<input type="checkbox"/>	<input type="checkbox"/>	<input type="checkbox"/>	<input type="checkbox"/>	<input type="checkbox"/>	<input type="checkbox"/>
Train/Coach	<input type="checkbox"/>	<input type="checkbox"/>	<input type="checkbox"/>	<input type="checkbox"/>	<input type="checkbox"/>	<input type="checkbox"/>
Component	<input type="checkbox"/>	<input type="checkbox"/>	<input type="checkbox"/>	<input type="checkbox"/>	<input type="checkbox"/>	<input type="checkbox"/>

NOTES

Brakes	SAFE	Won't Apply	Won't Release	Smoking	Flat Spots	Decelostat	Other (specify in Notes)
EP	<input type="checkbox"/>	<input type="checkbox"/>	<input type="checkbox"/>	<input type="checkbox"/>	<input type="checkbox"/>	<input type="checkbox"/>	<input type="checkbox"/>
Dynamic	<input type="checkbox"/>	<input type="checkbox"/>	<input type="checkbox"/>	<input type="checkbox"/>	<input type="checkbox"/>	<input type="checkbox"/>	<input type="checkbox"/>
Train	<input type="checkbox"/>	<input type="checkbox"/>	<input type="checkbox"/>	<input type="checkbox"/>	<input type="checkbox"/>	<input type="checkbox"/>	<input type="checkbox"/>
Locomotive	<input type="checkbox"/>	<input type="checkbox"/>	<input type="checkbox"/>	<input type="checkbox"/>	<input type="checkbox"/>	<input type="checkbox"/>	<input type="checkbox"/>
Hand	<input type="checkbox"/>	<input type="checkbox"/>	<input type="checkbox"/>	<input type="checkbox"/>	<input type="checkbox"/>	<input type="checkbox"/>	<input type="checkbox"/>

NOTES

Cab Signals	SAFE	Seats	Adjustment	Inoperative	Why CO	Other (specify in Notes)
ATC	<input type="checkbox"/>	<input type="checkbox"/>	<input type="checkbox"/>	<input type="checkbox"/>	<input type="checkbox"/>	<input type="checkbox"/>
CS	<input type="checkbox"/>	<input type="checkbox"/>	<input type="checkbox"/>	<input type="checkbox"/>	<input type="checkbox"/>	<input type="checkbox"/>
PTS	<input type="checkbox"/>	<input type="checkbox"/>	<input type="checkbox"/>	<input type="checkbox"/>	<input type="checkbox"/>	<input type="checkbox"/>
ADU	<input type="checkbox"/>	<input type="checkbox"/>	<input type="checkbox"/>	<input type="checkbox"/>	<input type="checkbox"/>	<input type="checkbox"/>
Alerter	<input type="checkbox"/>	<input type="checkbox"/>	<input type="checkbox"/>	<input type="checkbox"/>	<input type="checkbox"/>	<input type="checkbox"/>

NOTES

GENERAL NOTES



Scantron Transit Inspection™
Bus Inspection

Print clearly in
 UPPERCASE letters.

A B C 1 2 3

Use blue or black ink pen ONLY

Correct Mark: **X**

Date: - -

Bus/Coach #:

Inspector ID:

Pre/Post Trip: Pre-Trip Post-Trip

Post Repair? Y N

Safety Equipment	SAFE	Missing	Broken		SAFE	Missing	Broken
Posted decals	<input type="checkbox"/>	<input type="checkbox"/>	<input type="checkbox"/>	Door Warning	<input type="checkbox"/>	<input type="checkbox"/>	<input type="checkbox"/>
Emergency Equipment	<input type="checkbox"/>	<input type="checkbox"/>	<input type="checkbox"/>	Horn	<input type="checkbox"/>	<input type="checkbox"/>	<input type="checkbox"/>
First Aid Kit	<input type="checkbox"/>	<input type="checkbox"/>	<input type="checkbox"/>	Stop Arm Control	<input type="checkbox"/>	<input type="checkbox"/>	<input type="checkbox"/>
Driver Seat & Belt	<input type="checkbox"/>	<input type="checkbox"/>	<input type="checkbox"/>	Inside/Outside Mirrors	<input type="checkbox"/>	<input type="checkbox"/>	<input type="checkbox"/>
Manual Pump Handle	<input type="checkbox"/>	<input type="checkbox"/>	<input type="checkbox"/>	Emergency Door & Buzzer	<input type="checkbox"/>	<input type="checkbox"/>	<input type="checkbox"/>
				Protective Padding	<input type="checkbox"/>	<input type="checkbox"/>	<input type="checkbox"/>

NOTES

Doors & Steps	SAFE	Questionable	Defective		SAFE	Questionable	Defective
Service Door	<input type="checkbox"/>	<input type="checkbox"/>	<input type="checkbox"/>	Lift Operation	<input type="checkbox"/>	<input type="checkbox"/>	<input type="checkbox"/>
Entrance Steps	<input type="checkbox"/>	<input type="checkbox"/>	<input type="checkbox"/>	"Kneeling" Mechanism	<input type="checkbox"/>	<input type="checkbox"/>	<input type="checkbox"/>
Wheelchair Lift	<input type="checkbox"/>	<input type="checkbox"/>	<input type="checkbox"/>	Special Service Door	<input type="checkbox"/>	<input type="checkbox"/>	<input type="checkbox"/>


NOTES

AC/Heat	SAFE	Questionable	Defective	NOTES
AC	<input type="checkbox"/>	<input type="checkbox"/>	<input type="checkbox"/>	<hr/> <hr/>
Heat	<input type="checkbox"/>	<input type="checkbox"/>	<input type="checkbox"/>	

Windows	SAFE	Dirty	Broken		SAFE	Dirty	Broken
Windshield	<input type="checkbox"/>	<input type="checkbox"/>	<input type="checkbox"/>	Rear Windows	<input type="checkbox"/>	<input type="checkbox"/>	<input type="checkbox"/>
Side Windows	<input type="checkbox"/>	<input type="checkbox"/>	<input type="checkbox"/>	Wipers & Washers	<input type="checkbox"/>	<input type="checkbox"/>	<input type="checkbox"/>
				Fans & Defrosters	<input type="checkbox"/>	<input type="checkbox"/>	<input type="checkbox"/>

NOTES

Communication	SAFE	Questionable	Defective	NOTES
Radio	<input type="checkbox"/>	<input type="checkbox"/>	<input type="checkbox"/>	<hr/> <hr/> <hr/>
PA	<input type="checkbox"/>	<input type="checkbox"/>	<input type="checkbox"/>	
Destination Signs	<input type="checkbox"/>	<input type="checkbox"/>	<input type="checkbox"/>	



Lights, Flashers, & Reflectors	SAFE	Dim	Burnt out/Damaged	NOTES
Headlights	<input type="checkbox"/>	<input type="checkbox"/>	<input type="checkbox"/>	
Brake Lights	<input type="checkbox"/>	<input type="checkbox"/>	<input type="checkbox"/>	
4-way flashers	<input type="checkbox"/>	<input type="checkbox"/>	<input type="checkbox"/>	
Front Reflectors	<input type="checkbox"/>	<input type="checkbox"/>	<input type="checkbox"/>	
Left-side Lights/Reflectors	<input type="checkbox"/>	<input type="checkbox"/>	<input type="checkbox"/>	
Right-side Lights/Reflectors	<input type="checkbox"/>	<input type="checkbox"/>	<input type="checkbox"/>	
Tailights	<input type="checkbox"/>	<input type="checkbox"/>	<input type="checkbox"/>	
Rear Reflectors & Flashers	<input type="checkbox"/>	<input type="checkbox"/>	<input type="checkbox"/>	
Directional Lights	<input type="checkbox"/>	<input type="checkbox"/>	<input type="checkbox"/>	

Interior	SAFE	Dirty	Damaged	NOTES
Seats	<input type="checkbox"/>	<input type="checkbox"/>	<input type="checkbox"/>	
Floor	<input type="checkbox"/>	<input type="checkbox"/>	<input type="checkbox"/>	
Handrails	<input type="checkbox"/>	<input type="checkbox"/>	<input type="checkbox"/>	
Signage	<input type="checkbox"/>	<input type="checkbox"/>	<input type="checkbox"/>	

Mechanical	SAFE	Needs Repair/Correction		SAFE	Needs Repair/Correction
Fluid Leaks	<input type="checkbox"/>	<input type="checkbox"/>	Right Frount Tire/Rim/Wheel Assy	<input type="checkbox"/>	<input type="checkbox"/>
Loose wires/Hose Connections	<input type="checkbox"/>	<input type="checkbox"/>	Left Front Tire/Rim/Wheel Assy	<input type="checkbox"/>	<input type="checkbox"/>
Engine Belts	<input type="checkbox"/>	<input type="checkbox"/>	Right Rear Tire/Rim/Wheel Assy	<input type="checkbox"/>	<input type="checkbox"/>
Oil Level	<input type="checkbox"/>	<input type="checkbox"/>	Left Rear Tire/Rim/Wheel Assy	<input type="checkbox"/>	<input type="checkbox"/>
Coolant Level	<input type="checkbox"/>	<input type="checkbox"/>	Exhaust/Tail Pipe	<input type="checkbox"/>	<input type="checkbox"/>
Battery	<input type="checkbox"/>	<input type="checkbox"/>	Parking Brake	<input type="checkbox"/>	<input type="checkbox"/>
Transmission	<input type="checkbox"/>	<input type="checkbox"/>	Service Brakes	<input type="checkbox"/>	<input type="checkbox"/>
Engine Noise	<input type="checkbox"/>	<input type="checkbox"/>	Clutch	<input type="checkbox"/>	<input type="checkbox"/>
Gauges & Warning Light Panel	<input type="checkbox"/>	<input type="checkbox"/>	Steering	<input type="checkbox"/>	<input type="checkbox"/>
Switches	<input type="checkbox"/>	<input type="checkbox"/>	Control Mechanism	<input type="checkbox"/>	<input type="checkbox"/>

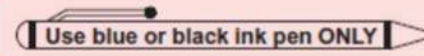
NOTES

GENERAL NOTES

Scantron Transit Inspection Bus Repair Order

Print clearly in
UPPERCASE letters.

A	B	C	1	2	3
---	---	---	---	---	---



Correct Mark:



Date: - -

Bus/Coach #:

Safety Equipment	SYMPTOM NOTES
<input type="checkbox"/> Posted decals	
<input type="checkbox"/> First Aid Kit	
<input type="checkbox"/> Emergency Equipment	
<input type="checkbox"/> Driver Seat & Belt	
<input type="checkbox"/> Manual Pump Handle	
<input type="checkbox"/> Door Warning	
<input type="checkbox"/> Horn	
<input type="checkbox"/> Stop Arm Control	
<input type="checkbox"/> Inside/Outside Mirrors	
<input type="checkbox"/> Emergency Door & Buzzer	
<input type="checkbox"/> Protective Padding	

Doors & Steps	SYMPTOM NOTES
<input type="checkbox"/> Entrance Steps	
<input type="checkbox"/> Service Door	
<input type="checkbox"/> Wheelchair Lift	
<input type="checkbox"/> Lift Operation	
<input type="checkbox"/> "Kneeling" Mechanism	
<input type="checkbox"/> Special Service Door	

AC/Heat	SYMPTOM NOTES
<input type="checkbox"/> AC	
<input type="checkbox"/> Heat	

Windows	SYMPTOM NOTES
<input type="checkbox"/> Windshield	
<input type="checkbox"/> Side Windows	
<input type="checkbox"/> Rear Windows	
<input type="checkbox"/> Wipers & Washers	
<input type="checkbox"/> Fans & Defrosters	

Communication	SYMPTOM NOTES
<input type="checkbox"/> Radio	
<input type="checkbox"/> PA	
<input type="checkbox"/> Destination Signs	

Lights, Flashers, & Reflectors	SYMPTOM NOTES
<input type="checkbox"/> Headlights	
<input type="checkbox"/> Brake Lights	
<input type="checkbox"/> 4-way flashers	
<input type="checkbox"/> Front Reflectors	
<input type="checkbox"/> Left-side Lights/Reflectors	
<input type="checkbox"/> Right-side Lights/Reflectors	
<input type="checkbox"/> Tailights	
<input type="checkbox"/> Rear Reflectors & Flashers	
<input type="checkbox"/> Directional Lights	

Interior	SYMPTOM NOTES
<input type="checkbox"/> Seats	
<input type="checkbox"/> Floor	
<input type="checkbox"/> Handrails	
<input type="checkbox"/> Signage	

Mechanical	SYMPTOM NOTES
<input type="checkbox"/> Fluid Leaks	
<input type="checkbox"/> Loose wires/Hose Connections	
<input type="checkbox"/> Engine Belts	
<input type="checkbox"/> Oil Level	
<input type="checkbox"/> Coolant Level	
<input type="checkbox"/> Battery	
<input type="checkbox"/> Transmission	
<input type="checkbox"/> Engine Noise	
<input type="checkbox"/> Gauges & Warning Light Panel	
<input type="checkbox"/> Switches	
<input type="checkbox"/> Right Front Tire/Rim/Wheel Assy	
<input type="checkbox"/> Left Front Tire/Rim/Wheel Assy	
<input type="checkbox"/> Right Rear Tire/Rim/Wheel Assy	
<input type="checkbox"/> Left Rear Tire/Rim/Wheel Assy	
<input type="checkbox"/> Exhaust/Tail Pipe	
<input type="checkbox"/> Parking/Service Brakes	
<input type="checkbox"/> Clutch	
<input type="checkbox"/> Steering	

Body Repairs

Mark the damage on the diagram below, using the key on the right-hand side of this form.

Key

C = Cut

H = Hole

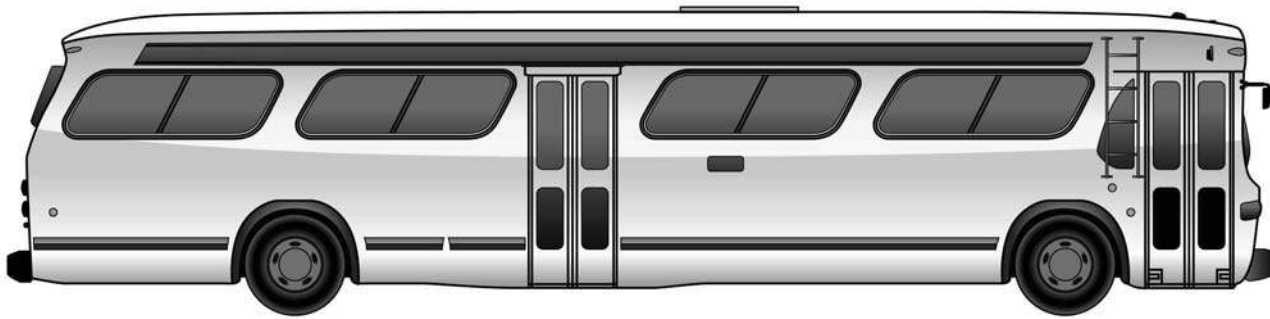
D = Dent

BK = Broken

S = Scratch

M = Missing

Right Side



Front



Left Side



Rear



2012052201B

Scantron Transit Inspection Train Repair Order

Print clearly in
UPPERCASE letters.

A B C 1 2 3

Use blue or black ink pen ONLY

Correct Mark:

X

Date: --

Cab/Car #:

Signs/Communication

SYMPTOM NOTES

- Radio
- PA
- Intercom
- Destination Signs

Cab Signals

SYMPTOM NOTES

- ATC
- CS
- PTS
- ADU
- Alerter

Safety Equipment

SYMPTOM NOTES

- Escape Latch
- Extinguisher
- Brake

Suspension

SYMPTOM NOTES

- Cab/Locomotive
- Train/Coach
- Component

Doors

SYMPTOM NOTES

- Control
- Indicators
- Operation
- CO/LO/Bypass

Brakes

SYMPTOM NOTES

- EP
- Dynamic
- Train
- Locomotive
- Hand

AC/Heat

SYMPTOM NOTES

- AC
- Heat
- Defrost

Windows

SYMPTOM NOTES

- Windshield
- Side Window

Power/Traction

SYMPTOM NOTES

- Power Lost
- Power Reduced
- Alarms
- Faults

Seats & Toilets

SYMPTOM NOTES

- Cab/Locomotive
- Car/Coach



Joint ID:

Inspector ID:

Date: - -

Joint Bars	REMEDIAL ACTION
Safe <input type="checkbox"/>	
Cracked <input type="checkbox"/>	
Fractured <input type="checkbox"/>	

Epoxy Bead on Joint Bar	REMEDIAL ACTION
Safe <input type="checkbox"/>	
Cracked <input type="checkbox"/>	
Missing <input type="checkbox"/>	

Joint Bolts	REMEDIAL ACTION
Safe <input type="checkbox"/>	
Loose <input type="checkbox"/>	
Bent <input type="checkbox"/>	
Missing <input type="checkbox"/>	

Rail Movement	REMEDIAL ACTION
Safe <input type="checkbox"/>	
Wide Gap <input type="checkbox"/>	
Disturbed Ballast <input type="checkbox"/>	
Surface Deviations <input type="checkbox"/>	
Tie Plate/Rail Gap <input type="checkbox"/>	
Displaced Rail Anchors <input type="checkbox"/>	

Rail End Batter/Mismatch	REMEDIAL ACTION
Safe (Absent) <input type="checkbox"/>	
Unsafe (Present) <input type="checkbox"/>	



Other Observations and/or Remedial Actions

A large rectangular area with a red border, containing 20 horizontal red lines for writing observations and remedial actions.